

---









































**Sommario**

<b>Composizione bus gamma D4</b> .....	3
<b>SLOT 3 (H1-I32)</b> .....	3
Diagnostica .....	3
<b>SLOT 4 (H1-I32)</b> .....	4
Diagnostica .....	5
<b>SLOT 5 (H1-DP1)</b> .....	6
Diagnostica .....	7
<b>SLOT 6 (H1-P32)</b> .....	8
Diagnostica .....	9




## Composizione bus gamma D4









































### SLOT 3 (H1-I32)

A Side	Pin	Nome Name	Descrizione Description	Indirizzo Address	B Side	Pin	Nome Name	Descrizione Description	Indirizzo Address
	1	1A	+12V			1	1B	+12V	
	2	2A	0V			2	2B	0V	
	3	3A	I1	X.INP01		3	3B	I17	X.INP17
	4	4A	I2	X.INP02		4	4B	I18	X.INP18
	5	5A	I3	X.INP03		5	5B	I19	X.INP19
	6	6A	I4	X.INP04		6	6B	I20	X.INP20
	7	7A	I5	X.INP05		7	7B	I21	X.INP21
	8	8A	I6	X.INP06		8	8B	I22	X.INP22
	9	9A	I7	X.INP07		9	9B	I23	X.INP23
	10	10A	I8	X.INP08		10	10B	I24	X.INP24
	11	11A	+12V			11	11B	+12V	
	12	12A	0V			12	12B	0V	
	13	13A	I9	X.INP09		13	13B	I25	X.INP25
	14	14A	I10	X.INP10		14	14B	I26	X.INP26
	15	15A	I11	X.INP11		15	15B	I27	X.INP27
	16	16A	I12	X.INP12		16	16B	I28	X.INP28
	17	17A	I13	X.INP13		17	17B	I29	X.INP29
	18	18A	I14	X.INP14		18	18B	I30	X.INP30
	19	19A	I15	X.INP15		19	19B	I31	X.INP31
	20	20A	I16	X.INP16		20	20B	I32	X.INP32


### Diagnostica

DIAGNOSTICA	Led n°	Risorsa HW
	1	X.INP01
	2	X.INP02
	3	X.INP03
	4	X.INP04
	5	X.INP05
	6	X.INP06
	7	X.INP07
	8	X.INP08
	9	X.INP09
	10	X.INP10
	11	X.INP11
	12	X.INP12
	13	X.INP13
	14	X.INP14
	15	X.INP15
	16	X.INP16
	17	X.INP17
	18	X.INP18
	19	X.INP19
	20	X.INP20
	21	X.INP21
	22	X.INP22
	23	X.INP23
	24	X.INP24
	25	X.INP25
	26	X.INP26
	27	X.INP27
	28	X.INP28
	29	X.INP29
	30	X.INP30
	31	X.INP31
	32	X.INP32



**SLOT 4 (H1-I32)**

A Side	Pin	Nome Name	Descrizione Description	Indirizzo Address	B Side	Pin	Nome Name	Descrizione Description	Indirizzo Address
	1	1A	+12V			1	1B	+12V	
	2	2A	0V			2	2B	0V	
	3					3			
	4	3A	I1	X.INP33		4	3B	I17	X.INP49
	5	4A	I2	X.INP34		5	4B	I18	X.INP50
	6	5A	I3	X.INP35		6	5B	I19	X.INP51
	7	6A	I4	X.INP36		7	6B	I20	X.INP52
	8	7A	I5	X.INP37		8	7B	I21	X.INP53
	9	8A	I6	X.INP38		9	8B	I22	X.INP54
	10	9A	I7	X.INP39		10	9B	I23	X.INP55
	11	10A	I8	X.INP40		11	10B	I24	X.INP56
	12					12			
	13	11A	+12V			13	11B	+12V	
	14	12A	0			14	12B	0	
	15					15			
	16	13A	I9	X.INP41		16	13B	I25	X.INP57
	17	14A	I10	X.INP42		17	14B	I26	X.INP58
	18	15A	I11	X.INP43		18	15B	I27	X.INP59
	19	16A	I12	X.INP44		19	16B	I28	X.INP60
	20	17A	I13	X.INP45		20	17B	I29	X.INP61
		18A	I14	X.INP46			18B	I30	X.INP62
		19A	I15	X.INP47			19B	I31	X.INP63
		20A	I16	X.INP48			20B	I32	X.INP64

**Diagnostica**

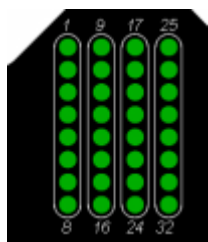
DIAGNOSTICA	Led n°	Risorsa HW
	1	X.INP33
	2	X.INP34
	3	X.INP35
	4	X.INP36
	5	X.INP37
	6	X.INP38
	7	X.INP39
	8	X.INP40
	9	X.INP41
	10	X.INP42
	11	X.INP43
	12	X.INP44
	13	X.INP45
	14	X.INP46
	15	X.INP47
	16	X.INP48
	17	X.INP49
	18	X.INP50
	19	X.INP51
	20	X.INP52
	21	X.INP53
	22	X.INP54
	23	X.INP55
	24	X.INP56
	25	X.INP57
	26	X.INP58
	27	X.INP59
	28	X.INP60
	29	X.INP61
	30	X.INP62
	31	X.INP63
	32	X.INP64

**SLOT 5 (H1-DP1)**


A Side	Pin	Nome Name	Descrizione Description	Indirizzo Address	B Side	Pin	Nome Name	Descrizione Description	Indirizzo Address		
	1	1A	V+	Voltage input 12÷28 Vdc		1	1B	+12V	OUT 12Volt		
	2	2A	V-			2	2B	0V	0V out 12V		
	3					3					
	4	3A	O1	Digital outputs (PNP)		X.OUT01	4	3B	I1	Digital inputs (PNP)	X.INP65
	5	4A	O2			X.OUT02	5	4B	I2		X.INP66
	6	5A	O3			X.OUT03	6	5B	I3		X.INP67
	7	6A	O4			X.OUT04	7	6B	I4		X.INP68
	8	7A	O5			X.OUT05	8	7B	I5		X.INP69
	9	8A	O6			X.OUT06	9	8B	I6		X.INP70
	10	9A	O7			X.OUT07	10	9B	I7		X.INP71
	11	10A	O8			X.OUT08	11	10B	I8		X.INP72
	12					12					
	13					13					
	14					14					
	15	11A	V+	Voltage input 12÷28 Vdc			15	11B	+12V	OUT 12Volt	
	16	12A	V-				16	12B	0	0V out 12V	
	17						17				
	18	13A	O9	Digital outputs (PNP)		X.OUT09	18	13B	I9	Digital inputs (PNP)	X.INP73
	19	14A	O10			X.OUT10	19	14B	I10		X.INP74
20	15A	O11	X.OUT11		20	15B	I12	X.INP75			
	16A	O12	X.OUT12			16B	I13	X.INP76			
	17A	O13	X.OUT13			17B	I14	X.INP77			
	18A	O14	X.OUT14			18B	I15	X.INP78			
	19A	O15	X.OUT15			19B	I16	X.INP79			
	20A	O16	X.OUT16			20B	I17	X.INP80			

**Diagnostica**

DIAGNOSTICA	Led n°	Risorsa HW
	1	X.INP65
	2	X.INP66
	3	X.INP67
	4	X.INP68
	5	X.INP69
	6	X.INP70
	7	X.INP71
	8	X.INP72
	9	X.INP73
	10	X.INP74
	11	X.INP75
	12	X.INP76
	13	X.INP77
	14	X.INP78
	15	X.INP79
	16	X.INP80
	17	X.OUT01
	18	X.OUT02
	19	X.OUT03
	20	X.OUT04
	21	X.OUT05
	22	X.OUT06
	23	X.OUT07
	24	X.OUT08
	25	X.OUT09
	26	X.OUT10
	27	X.OUT11
	28	X.OUT12
	29	X.OUT13
	30	X.OUT14
	31	X.OUT15
	32	X.OUT16

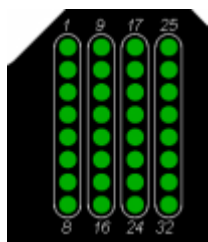


## SLOT 6 (H1-P32)

A Side	Pin	Nome Name	Descrizione Description	Indirizzo Address	B Side	Pin	Nome Name	Descrizione Description	Indirizzo Address				
	1	1A	V+	Voltage input 12÷28 Vdc		1	1B	V+	Voltage input 12÷28 Vdc				
	2	2A	V-			2	2B	V-					
	3			Digital outputs	X.OUT17	3		Digital outputs)	X.OUT33				
	4	3A	O1			4	3B				O17		
	5	4A	O2			5	4B				O18		
	6	5A	O3			6	5B				O19		
	7	6A	O4			7	6B				O20		
	8	7A	O5			8	7B				O21		
	9	8A	O6			9	8B				O22		
	10	9A	O7			10	9B				O23		
	11	10A	O8	11	10B	O24							
	12			Voltage input 12÷28 Vdc		12		Voltage input 12÷28 Vdc					
	13	11A	V+			13	11B				V+		
	14	12A	V-			14	12B	V-					
	15			Digital inputs (PNP)	X.OUT25	15		Digital inputs (PNP)	X.OUT41				
	16	13A	O9			16	13B				O25		
	17	14A	O10			17	14B				O26		
	18	15A	O11			18	15B				O27		
	19	16A	O12			19	16B				O28		
	20	17A	O13			20	17B				O29		
	18A	O14					18B				O30		
	19A	O15					19B				O31		
	20A	O16			20B	O32							

**Diagnostica**

DIAGNOSTICA	Led n°	Risorsa HW
	1	X.OUT17
	2	X.OUT18
	3	X.OUT19
	4	X.OUT20
	5	X.OUT21
	6	X.OUT22
	7	X.OUT23
	8	X.OUT24
	9	X.OUT25
	10	X.OUT26
	11	X.OUT27
	12	X.OUT28
	13	X.OUT29
	14	X.OUT30
	15	X.OUT31
	16	X.OUT32
	17	X.OUT33
	18	X.OUT34
	19	X.OUT35
	20	X.OUT36
	21	X.OUT37
	22	X.OUT38
	23	X.OUT39
	24	X.OUT40
	25	X.OUT41
	26	X.OUT42
	27	X.OUT43
	28	X.OUT44
	29	X.OUT45
	30	X.OUT46
	31	X.OUT47
	32	X.OUT48



Documento generato automaticamente da **Qem Wiki** - <http://wiki.qem.it/>

Il contenuto wiki è costantemente aggiornato dal team di sviluppo, è quindi possibile che la versione online contenga informazioni più recenti di questo documento.