

## Inhaltsverzeichnis

Connection examples ..... 4

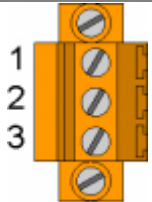
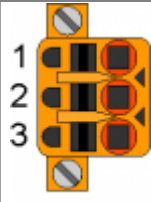








The cabling must be carried out by specialist personnel and fitted with suitable anti-static precautions. Before handling the controller, disconnect the power and all parts connected to it. To guarantee compliance with EC regulations, the power supply must have a galvanic isolation of at least 1500Vac.

<b>Power supply</b>	<b>24 Vdc</b>
<b>Voltage range</b>	22 - 27 Vdc
<b>Max. absorption</b>	@power@W

### Connector

CN1		Terminal	Symbol	Description
		1	—	DC power 0V
		2	GROUND	Gnd-PE (signals)
		3	+	DC power positive

## Connection examples



Use an isolated power unit with 24Vdc +/-5% output conform to EN60950-1.

	<p>Use two separate power units: one for the control circuit and one for the power circuit</p>
	<p>For a single power unit, use two separate lines: one for the control and one for the power</p>
	<p>DO NOT use the same lines for the power circuit and the controller</p>

Documento generato automaticamente da **Qem Wiki** - <https://wiki.qem.it/>

Il contenuto wiki è costantemente aggiornato dal team di sviluppo, è quindi possibile che la versione online contenga informazioni più recenti di questo documento.